

# D•Mansion

SOFT



FINE



RICH



D•Mansion






SOFT

D•Mansion



18"x18"



MOSAIC  
12"x12"

# D•Mansion



# SIZES

# SOFT



**18"x18"**  
45,2x45,2 ÷ 9 mm



**12"x12"**  
30x30 ÷ 9 mm



**9"x18"**  
22,5x45,2 ÷ 9 mm



**Mosaic 12"x12"**  
30x30 ÷ 9 mm



**6"x6"**  
15x15 ÷ 9 mm




**Battiscopa 3"x12"**  
8x30 ÷ 9 mm






FINE

D•Mansion



18"x18"



9"x18"



6"x6"



MOSAIC  
12"x12"

# D•Mansion



# SIZES

FINE



**18"x18"**  
45,2x45,2 ÷ 9 mm



**12"x12"**  
30x30 ÷ 9 mm



**9"x18"**  
22,5x45,2 ÷ 9 mm



**Mosaic 12"x12"**  
30x30 ÷ 9 mm



**6"x6"**  
15x15 ÷ 9 mm



**Battiscopa 3"x12"**  
8x30 ÷ 9 mm



# D•Mansion

RICH



18"x18"



# D•Mansion





## SIZES

# RICH

**18"x18"**  
45,2x45,2 ÷ 9 mm



**12"x12"**  
30x30 ÷ 9 mm




**9"x18"**  
22,5x45,2 ÷ 9 mm



**Mosaic 12"x12"**  
30x30 ÷ 9 mm







**6"x6"**  
15x15 ÷ 9 mm



**Battiscopa 3"x12"**  
8x30 ÷ 9 mm

# TECHNICAL FEATURES

EN 14411-1-G (Bla - GL) • ANSI 137.1-GL (Glazed Porcelain Tiles - P1 class) • ISO 13006-G (Bla-GL)

	SLIP RESISTANCE	ASTM C1028	≥ 0.60
	RESISTANCE TO TRAMPLING WEAR	ASTM C1027	5
	STAIN RESISTANCE	CTI 81-7 Annexe D	RESISTANT
	CHEMICAL RESISTANCE	ASTM C650	RESISTANT

**100%**  
  
**Eco COMPATIBLE**  
**CERAMICA PANARIA**  
 AND ITS COMMITMENT TO PROTECTING THE ENVIRONMENT

**CERAMICA PANARIA**  
  
**40%**  
 recycled ceramic content  
 [preconsumer material]

## PACKINGS AND WEIGHTS

Description	Sizes	Pieces box	Weight box . (Kg.)	Sq. Mt. box	Ln. Mt. box	Boxes pallet	Weight pallet (Kg.)	Sq. Mt. pallet
Fondo	18"x18" - 45,2x45,2	7	31	1,45	-	32	992	46,4
Fondo	12"x12" - 30x30	11	22	1,01	-	64	1408	64,64
Fondo	9"x18" - 22,5x45,2	14	30	1,46	-	48	1440	70,08
Fondo	6"x6" - 15x15	42	20	0,98	-	56	1120	54,88
Battiscopa	3"x12" - 8x30	20	9	0,48	6	80	720	38,40
Mosaico 16 Pz.	12"x12" - 30x30	4	7,5	0,36	-	81	607,5	29,16